

MirroCraft

BUILDING THE FINEST BOATS SINCE 1956



2024 ALUMINUM BOATS

ENGINEERED TO PERFORM! DESIGNED TO IMPRESS!

MirroCraft is a leader in the aluminum fishing boat market and offers the best value. We are committed to our customers and building the finest fishing boats possible. Our boats are designed with both performance and style in mind.


As a leader in design innovation and value, we continue to research new methods and materials to ensure the finest finished product. We go the extra step to test these components. Our attention to detail adds up to increased comfort, pride in ownership, safety, and retained value. This allows us to offer the latest and most advanced construction features of any boat builder around.



CONTENTS

Construction / Product Highlights.....	2-3
Aggressor Pro X	4-5
Aggressor Pro MX	6-7
Aggressor Pro MX.....	8-9
Aggressor Pro X.....	10-11
Dual Impact.....	12-15
Holiday	16-17
Troller	18-19
Outfitter	20-23
Utility V / Laker	24-25
Boat Covers.....	26
Mercury Power	27

QUALITY BENEATH THE SURFACE



QUALITY CONSTRUCTION


- A** Molded fiberglass console is fade resistant to the sun. Other features include stainless gauge bezels with brushed pewter look, accented gauge panels, ergonomic switches, lighted gauges, and a comfortable steering wheel.
- B** "Mirro" Track Gunwale Rail System on select models.
- C** Roto-molded upholstered fishing seats have sculpted side bolsters and plenty of support for hours of comfort on the water.
- D** Double skinned hull on 17', 18' and 19' models. Shown also with our industry leading 10" rib spacing.
- E** Huge storage compartments.
- F** Seamless roto-molded livewells offer leak free performance, optimally placed aerators, and ease of draining and cleaning.
- G** Integrated performance tabs enhance out-of-the-hole and top end performance. Available on all models from the Sportsman through the Aggressor EXP.
- H** Stronger custom extruded gunwales allow for more interior room and overall hull strength.



Our floors are high-quality marine treated plywood decking that sits atop strong aluminum stringers that are supported by cross ribs. Injected foam fills all necessary pockets and adds flotation and contributes to our famous quiet ride.



Composite transoms are a standard feature on all models. This makes the hull incredibly strong and rigid.



Injected foam flotation adds required flotation, deadens sound, and adds rigidity to the construction.



AGGRESSOR PRO X

1963 AGGRESSOR PRO X



FEATURE HIGHLIGHTS

- Available with Side or Dual Console
- High-Performance
- Double Skinned Hull
- Optional Seating Configurations
- 75 Qt. Aerated Livewell
- Excellent Storage

MODEL SPECS

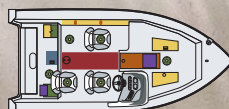
	1861	1863	1963
Length	18' 4"	18' 4"	19'
Beam	97"	97"	97"
Bow Depth	38"	38"	40"
Transom Height	25"	25"	25"
BIA Max. H.P.	175 HP	175 HP	200 HP
BIA Capacity/Persons	1600 ^g /6	1600 ^g /6	2150 ^g /8
Approx. Weight	1600 ^g	1600 ^g	1790 ^g
Alum. Side Thickness	.100	.100	.100
Alum. Bottom Thickness	.125	.125	.125

US Coast Guard / NMMA Specifications

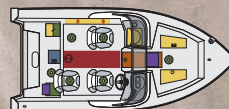


Rear cruise seating

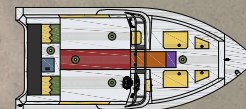
- Fuel
- Storage
- Seat Bases
- Livewell
- Rod Storage
- Battery Storage



1861



1863



1963


KEY FEATURES



Console



Rear stern fishing deck



Bow storage with optional livewell



Optional deluxe bow panel



Portside storage



Optional bow aerated livewell



Stern 75 Qt. aerated livewell



9' Center rod storage



1963 Aggressor Pro X

FEATURES

	1861	1863	1963	
Accessories	Safety Handles	●	●	●
	"No Feedback" Steering	●	●	●
	Deck Hardware	●	●	●
	Battery Tray/Box	●	●	●
	Horn	●	●	●
Electrical	Bilge Pump w/Auto Float Switch	●	●	●
	12V Power Point	●	●	●
	12V/24V Trolling Receptacle	●	●	●
Instruments	Switches w/Circuit Breaker	●	●	●
	Volt	●	●	●
	Fuel	●	●	●
	Tachometer	●	●	●
Storage	Speedometer	●	●	●
	Rod Locker 8' 6"	●	●	●
	Rod Locker 9'	●	●	●
	Stern	●	●	●
Lighting	Bow	●	●	●
	Lighted Livewell	●	●	●
	Courtesy	●	●	●
Livewell	Navigation	●	●	●
	75 Qt. Stern Livewell (40"L x 13"W x 9"D)	●	●	●
Seating	Pedestal Bases	6	6	5
	Removable Lockable Pedestal Seats	3	3	3
General Features	Cockpit Floor Vinyl	●	●	●
	29 Gallon Plastic Fuel Tank	●	●	●
	39 Gallon Plastic Fuel Tank	●	●	●
	Full Walk-Thru Windshield	●	●	●
	Removable Windshield	●	●	●
	Fiberglass Console	●	●	●
	Level Flotation	●	●	●

OPTIONS

	1861	1863	1963
Flip Up Cleats	✓	✓	✓
Carpeted Cockpit Floor	✓	✓	✓
Battery Charger	✓	✓	✓
Battery Shut Off Switch	✓	✓	✓
Mooring Cover	✓	✓	✓
Stereo AM/FM/Bluetooth	✓	✓	✓
Removable Seat w/Hardware	✓	✓	✓
Butt Seat	✓	✓	✓
Bimini Sun Top	✓	✓	✓
Convertible Top		✓	✓
Side Curtains		✓	✓
Aft Curtains		✓	✓
Tonneau Cover		✓	✓
Walk Thru Curtain		✓	✓
Hydraulic Steering	✓	✓	✓
Recirc/Timer Kit	✓	✓	✓
80 Qt. Bow Livewell (40"L x 15"W x 12"D)	✓	✓	✓
Swim Platform	✓	✓	✓
Boarding Ladder	✓	✓	✓
Steering Wheel Upgrade	✓	✓	✓
Wash Down System	✓	✓	✓
Aggressor Pro Package	✓	✓	✓
*Deluxe Bow Panel	✓	✓	✓
*Bow Cargo Nets	✓	✓	✓
*Tilt Wheel	✓	✓	✓

● Standard ✓ Optional *Indicates Pro Package Options



AGGRESSOR PRO MX

1873 AGGRESSOR PRO MX



"The best multi-species boat I ever fished from"

Jim Crowley,
Hook & Hunt TV.com

FEATURE HIGHLIGHTS

- Solid Construction
- High-Performance
- Optional Seating Configurations
- 75 Qt. Aerated Livewell
- Double Skinned Hull
- Excellent Storage

MODEL SPECS

	1870	1871	1873
Length	18' 8"	18' 8"	18' 8"
Beam	96"	96"	96"
Bow Depth	36"	36"	36"
Transom Height	25"	25"	25"
BIA Max. H.P.	90 HP	200 HP	200 HP
BIA Capacity/Persons	1200 ^g /8	1200 ^g /8	1200 ^g /8
Approx. Weight	1570 ^g	1680 ^g	1780 ^g
Alum. Side Thickness	.100	.100	.100
Alum. Bottom Thickness	.125	.125	.125

US Coast Guard / NMMA Specifications



Bow fishing deck

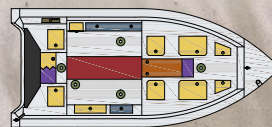


Livewell starboard

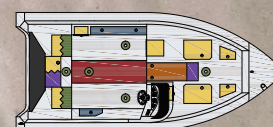


Optional cargo net

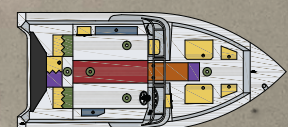
- Fuel
- Storage
- Seat Bases
- Livewell
- Rod Storage
- Battery Storage



1870



1871



1873

KEY FEATURES



Dual console passenger side



Optional butt seat



Stern cruise seating



Dual console drivers side



Bow storage with optional deluxe bow panel



60 Qt. aerated livewell portside



Stern fishing seating area



1873 Aggressor Pro MX

FEATURES

	1870	1871	1873	
Accessories	Safety Handles	●	●	●
	"No Feedback" Steering	●	●	●
	Deck Hardware	●	●	●
	Battery Tray/Box	●	●	●
	Horn	●	●	●
Electrical	Bilge Pump w/Auto Float Switch	●	●	●
	12V Power Point	●	●	●
	12V/24V Trolling Receptacle	●	●	●
Instruments	Switches w/Circuit Breaker	●	●	●
	Volt	●	●	●
	Fuel	●	●	●
	Tachometer	●	●	●
Storage	Speedometer	✓	●	●
	Rod Locker 9'	●	●	●
	Stern	●	●	●
Lighting	Bow	●	●	●
	Tackle Storage	●	●	●
	Lighted Livewell	●	●	●
Livewell	Courtesy	●	●	●
	Navigation	●	●	●
	75 Qt. Aerated Livewell (50"L x 9"W x 10"D)	●	●	●
Seating	Livewell/Baitwell (30"L x 9"W x 9"D)	●	●	●
	Pedestal Bases	5	5	5
	Removable Lockable Pedestal Seats	3	3	3
General Features	Cockpit Floor Vinyl	●	●	●
	39 Gallon Plastic Fuel Tank	●	●	●
	Full Walk-Thru Windshield	●	●	●
	Removable Windshield	●	●	●
	Fiberglass Console	●	●	●
Level Flotation	●	●	●	

OPTIONS

	1870	1871	1873
Flip Up Cleats	✓	✓	✓
10' Rod Storage	✓	✓	✓
Carpeted Cockpit Floor	✓	✓	✓
Battery Charger	✓	✓	✓
Mooring Cover	✓	✓	✓
Battery Shut Off Switch	✓	✓	✓
Stereo AM/FM/Bluetooth	✓	✓	✓
Removable Seat w/Hardware	✓	✓	✓
Butt Seat	✓	✓	✓
Bimini Sun Top	✓	✓	✓
Convertible Top			✓
Side Curtains			✓
Aft Curtains			✓
Tonneau Cover			✓
Walk Thru Curtain			✓
Hydraulic Steering		✓	✓
Recirc/Timer Kit	✓	✓	✓
Swim Platform	✓	✓	✓
Boarding Ladder	✓	✓	✓
Steering Wheel Upgrade		✓	✓
Wash Down System	✓	✓	✓
Aggressor Pro Package		✓	✓
*Deluxe Bow Panel	✓	✓	✓
*Bow Cargo Nets	✓	✓	✓
*Tilt Wheel		✓	✓

● Standard ✓ Optional *Indicates Pro Package Options



AGGRESSOR PRO MX

1771 AGGRESSOR PRO MX



FEATURE HIGHLIGHTS

- Available with Side or Dual Console
- High-Performance
- Double Skinned Hull
- Optional Seating Configurations
- 75 Qt. Aerated Livewell
- Excellent Storage

MODEL SPECS

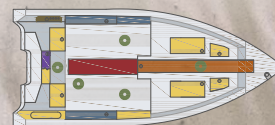
	1770	1771	1773
Length	17' 4"	17' 4"	17' 4"
Beam	93"	93"	93"
Bow Depth	35"	35"	35"
Transom Height	20"	20"	20"
BIA Max. H.P.	80 hp	150 hp	150 hp
BIA Capacity/Persons	1450 ^g /6	1400 ^g /6	1400 ^g /6
Approx. Weight	1300 ^g	1350 ^g	1500 ^g
Alum. Side Thickness	.080	.080	.080
Alum. Bottom Thickness	.100	.100	.100

US Coast Guard / NMMA Specifications

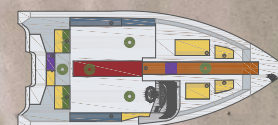


Maximum seating area

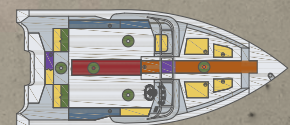
- Fuel
- Storage
- Seat Bases
- Livewell
- Rod Storage
- Battery Storage



1770



1771



1773

KEY FEATURES



Single side console




Rear stern fishing deck



Bow fishing deck



Lakewood tackle system rear area



Optional folding cleat



9' Center rod storage



Bow storage



Portside livewell and optional 10' rod storage



1771 Aggressor PRO MX

FEATURES

	1770	1771	1773	
Accessories	"No Feedback" Steering	●	●	●
	Deck Hardware	●	●	●
	Battery Tray/Box	●	●	●
	Horn	●	●	●
Electrical	Bilge Pump w/Auto Float Switch	●	●	●
	12V/24V Trolling Receptacle	●	●	●
	Switches w/Circuit Breaker	●	●	●
Instruments	Switches w/Fuses	●	●	●
	Volt	●	●	●
	Fuel	●	●	●
Storage	Tachometer	●	●	●
	Speedometer	✓	●	●
Lighting	Center Rod Locker 9'	●	●	●
	Stern	●	●	●
	Bow	●	●	●
Livewell	Lighted Livewell	●	●	●
	Courtesy	●	●	●
Seating	Navigation	●	●	●
	75 Qt. Aerated Livewell (50"L x 9"W x 10"D)	●	●	●
General Features	Livewell/Baitwell (30"L x 9"W x 9"D)	●	●	●
	Pedestal Bases	5	5	5
	Removable Locking Pedestal Seats	3	3	3
General Features	Cockpit Floor Vinyl	●	●	●
	29 Gallon Plastic Fuel Tank	●	●	●
	Full Walk-Thru Windshield	●	●	●
	Removable Windshield	●	●	●
	Fiberglass Console	●	●	●
Level Flotation	●	●	●	

OPTIONS

	1770	1771	1773
Flip Up Cleats	✓	✓	✓
Livewell Recirc/Timer Kit	✓	✓	✓
Carpeted Cockpit Floor	✓	✓	✓
Mooring Cover	✓	✓	✓
Stereo AM/FM/Bluetooth	✓	✓	✓
Removable Seat w/Hardware	✓	✓	✓
Butt Seat	✓	✓	✓
Bimini Sun Top	✓	✓	✓
Convertible Top			✓
Side Curtains			✓
Aft Curtains			✓
Tonneau Cover			✓
Walk Thru Curtain			✓
Hydraulic Steering		✓	✓
Battery Chargers	✓	✓	✓
Boarding Ladder	✓	✓	✓
Swim Platform	✓	✓	✓
10' Rod Storage	✓	✓	✓
Steering Wheel Upgrade		✓	✓
Aggressor Pro Package		✓	✓
*Deluxe Bow Panel	✓	✓	✓
*Bow Cargo Nets	✓	✓	✓
*Tilt Wheel		✓	✓

● Standard ✓ Optional *Indicates Pro Package Options



AGGRESSOR PRO X

1661 AGGRESSOR



FEATURE HIGHLIGHTS

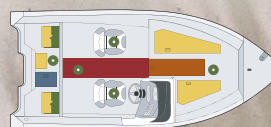
- Available with Side or Dual Console
- High-Performance
- Fiberglass Console
- Optional Seating Configurations
- 60 Qt. Aerated Livewell
- Excellent Storage

MODEL SPECS

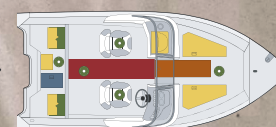
	1661	1663
Length	16' 9"	16' 9"
Beam	85"	85"
Bow Depth	34"	34"
Transom Height	20"	20"
BIA Max. H.P.	90 HP	90 HP
BIA Capacity/Persons	1345 ² /6	1330 ² /6
Approx. Weight	1005 ²	1075 ²
Alum. Side Thickness	.080	.080
Alum. Bottom Thickness	.100	.100

US Coast Guard / NMMA Specifications

- Fuel
- Storage
- Seat Bases
- Livewell
- Rod Storage
- Battery Storage



1661



Five time angler
of the Year.

Jamie Robinson,
Wawa, Ontario



KEY FEATURES



Single side console




Rear stern fishing deck



Rear cruise seating



Bow seating area



Bow storage with optional bow trolling motor



Stern livewell



8' Center rod storage



1661 Aggressor Pro X

FEATURES

	1661	1663	
Electrical Accessories	Deck Hardware	●	●
	Battery Tray/Box	●	●
	Bilge Pump	●	●
Electrical	12V/24V Trolling Receptacle	●	●
	Switches w/Breakers	●	●
Instruments	Volt	●	●
	Horn	●	●
	Tachometer	●	●
Livewell Storage	Speedometer	●	●
	Center Rod Locker 8'	●	●
Livewell	60 Qt. Aerated Livewell (22" L x 12" W x 14" D)	●	●
	Pedestal Bases	5	5
Seating	Removable Lockable Pedestal Seats	2	2
	No Feedback Steering	●	●
General Features	Navigational Lighting	●	●
	Cockpit Floor Vinyl	●	●
	Fiberglass Console	●	●
	Level Flotation	●	●
	19 Gallon Plastic Fuel Tank	●	●
	Full Walk-Thru Windshield	●	●
Removable Windshield	●		

OPTIONS

	1661	1663
Flip Up Cleats	✓	✓
Carpeted Cockpit Floor	✓	✓
Removable Seat w/Hrd	✓	✓
Stereo AM/FM/Bluetooth	✓	✓
Mooring Cover	✓	✓
Tonneau Cover		✓
Bimini Sun Top	✓	✓
Convertible Top		✓
Side Curtains		✓
Aft Curtains		✓
Livewell Recirculation Timer	✓	✓
80 Qt. Aerated Bow Livewell (40" L x 15" W x 12" D)	✓	✓
Glove Box	✓	✓
Stern Boarding Ladder	✓	✓
Swim Platform with Ladder	✓	✓
Bilge Pump with Auto Float Switch	✓	✓
Tilt Steering	✓	✓
Steering Wheel Upgrade	✓	✓
Battery Charger	✓	✓
Aggressor Pro Package	✓	✓
*Deluxe Bow Panel	✓	✓
*Bow Cargo Nets	✓	✓
*Tilt Wheel	✓	✓

● Standard ✓ Optional *Indicates Pro Package Options



DUAL IMPACT

176 DUAL IMPACT



FEATURE HIGHLIGHTS

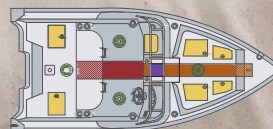
- 7' Center Rod Storage
- High-Performance
- Ski Pylon
- Rear Flip Bench
- 67 Qt. Aerated Livewell
- Excellent Storage

MODEL SPECS

	176
Length	17' 3"
Beam	93"
Bow Depth	33½"
Transom Height	20"
BIA Max. H.P.	150 HP
BIA Capacity/Persons	1400#/6
Approx. Weight	1550 ^g
Alum. Side Thickness	.080
Alum. Bottom Thickness	.100

US Coast Guard / NMMA Specifications

- Fuel
- Storage
- Seat Bases
- Livewell
- Rod Storage
- Battery Storage



176



Optional bow cushions

KEY FEATURES



Dual console



Bow fishing deck



Rear cruise seating



Rear fishing seat



Dual console passenger side



Stern 60 Qt. aerated livewell



Stainless cupholders



Optional tackle box



Under console speaker and cupholder



Optional drawer storage



7' Center rod storage

FEATURES

	176	
Accessories	Ski Pylon	●
	"No Feedback" Steering	●
	Deck Hardware	●
	Battery Tray/Box	●
	Horn	●
Electrical	Bilge Pump w/Auto Float Switch	●
	12V Power Point	●
	12V/24V Trolling Plug	●
Instruments	Switches w/Circuit Breaker	●
	Volt	●
	Fuel	●
	Tachometer	●
Storage	Speedometer	●
	Center Rod Locker 7'	●
	Stern	●
Lighting	Bow	●
	Lighted Livewell	●
Livewell	Courtesy	●
	Navigation	●
Seating	67 Qt. Aerated Livewell (26"L x 10"W x 15"D)	●
	Pedestal Bases	2
	Butt	1
	Stern Bench	●
	Bucket Seats with Seat Sliders	2
General Features	Removable Pedestal Seats	1
	Cockpit Floor Vinyl	●
	29 Gallon Plastic Fuel Tank	●
	Full Walk-Thru Windshield	●
Fiberglass Console	●	
Level Flotation	●	

OPTIONS

	176
Bow Cushions	✓
Flip Up Cleats	✓
Hydraulic Steering	✓
Tilt Steering Wheel	✓
Steering Wheel Upgrade	✓
Carpeted Cockpit Floor	✓
Deluxe Bow Trolling Panel	✓
Mooring Cover	✓
Stereo AM/FM/Bluetooth	✓
Bimini Sun Top	✓
Convertible Top	✓
Side Curtains	✓
Aft Curtains	✓
Tonneau Cover	✓
Walk Thru Curtain	✓
Cockpit Cover	✓
Stern Boarding Ladder	✓
Swim Platform with Ladder	✓
Battery Charger	✓
Tackle Box	✓
Drawer Storage	✓

● Standard ✓ Optional *Indicates Pro Package Options



DUAL IMPACT

1866 DUAL IMPACT



HONDA

FEATURE HIGHLIGHTS

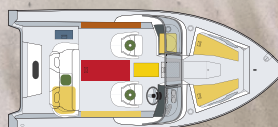
- In Floor Storage
- High-Performance
- Ski Pylon
- Rear Flip Bench
- 97 Qt. Aerated Livewell

MODEL SPECS

	1866
Length	18' 4"
Beam	97"
Bow Depth	38"
Transom Height	25"
BIA Max. H.P.	200 HP
BIA Capacity/Persons	1900#/8
Approx. Weight	1900#
Alum. Side Thickness	.100
Alum. Bottom Thickness	.125

US Coast Guard / NMMA Specifications

- Fuel
- Storage
- Seat Bases
- Livewell
- Rod Storage
- Battery Storage



1866



Cockpit sport seating

KEY FEATURES



Dual console



Bow area fishing deck



Rear cruise seating



Rear area fishing seat



Bow area cruise seating



97 Qt. aerated livewell



Portside storage



In-floor storage



Starboard storage



Optional stereo



Stainless cupholder

FEATURES

1866

Accessories	Ski Pylon	●
	"No Feedback" Steering	●
	Deck Hardware	●
	Battery Tray/Box	●
Electrical	Horn	●
	Bilge Pump w/Auto Float Switch	●
	12V Power Point	●
	12V/24V Trolling Plug	●
Instruments	Switches w/Circuit Breaker	●
	Volt	●
	Fuel	●
	Tachometer	●
Storage	Speedometer	●
	Rod Holders	●
	Stern	●
	Bow	●
Lighting	Floor (50"L x 27"W x 10"D)	●
	Lighted Livewell	●
	Courtesy	●
Livewell	Navigation	●
	97 Qt. Aerated Livewell (30"L x 17"W x 11"D)	●
Seating	Pedestal Bases	2
	Butt	✓
	Stern Bench	●
	Bucket Seats with Seat Sliders	2
	Removable Pedestal Seats	2
General Features	Cockpit Floor Vinyl	●
	28 Gallon Plastic Fuel Tank	●
	Full Walk-Thru Windshield	●
	Fiberglass Console	●
	Level Flotation	●

OPTIONS

1866

Flip Up Cleats	✓
Hydraulic Steering	✓
Tilt Steering Wheel	✓
Steering Wheel Upgrade	✓
Carpeted Cockpit Floor	✓
Deluxe Bow Trolling Panel	✓
Mooring Cover	✓
Stereo AM/FM/Bluetooth	✓
Bimini Sun Top	✓
Convertible Top	✓
Side Curtains	✓
Aft Curtains	✓
Tonneau Cover	✓
Walk Thru Curtain	✓
Stern Boarding Ladder	✓
Swim Platform with Ladder	✓
Battery Charger	✓

● Standard ✓ Optional *Indicates Pro Package Options



HOLIDAY

168 HOLIDAY



LIMITED
LIFETIME
WARRANTY



FEATURE HIGHLIGHTS

- Rear Flip Bench
- High-Performance
- Built-in Fuel Tank
- 40 Qt. Aerated Livewell
- Excellent Storage

MODEL SPECS

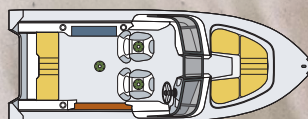
	1628	168	1768
Length	16' 0"	16' 9"	17' 5"
Beam	70"	85"	93"
Bow Depth	31"	34"	36½"
Transom Height	20"	20"	20"
BIA Max. H.P.	60 HP	90 HP	150 HP
BIA Capacity/Persons	1140 ^g /5	1250 ^g /6	1475 ^g /6
Approx. Weight	640 ^g	1200 ^g	1450 ^g
Alum. Side Thickness	.080	.080	.080
Alum. Bottom Thickness	.080	.100	.100

US Coast Guard / NMMA Specifications

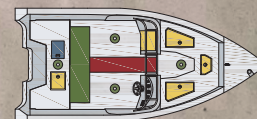


Rear area fishing seat

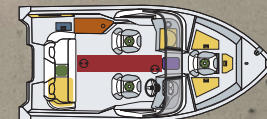
- Fuel
- Storage
- Seat Bases
- Livewell
- Rod Storage
- Battery Storage



1628



168



1768

KEY FEATURES



Dual console



Bow area fishing deck



Rear cruise seating



Passenger console



Bow storage area



Stern livewell



Portside rod storage



Optional bow bolster



168 Holiday

FEATURES

	1628	168	1768	
Accessories	"No Feedback" Steering	✓	✓	●
	Removable Table	✓	✓	●
	Deck Hardware	●	●	●
	Battery Tray/Box	●	●	●
	Glove Box	✓	✓	●
	Horn	✓	✓	●
	Bilge Pump w/Auto Float Switch	✓	✓	●
	Bilge Pump	●	●	●
Electrical	Bow Rail	●	✓	●
	12V Power Point	✓	✓	●
	12V Trolling Plug	✓	●	●
	12V/24V Trolling Plug	●	●	●
	Switches w/Fuse	●	●	●
Instruments	Switches w/Circuit Breaker	●	●	●
	Volt	●	●	●
	Fuel	✓	●	●
	Tachometer	✓	●	●
Storage	Speedometer	●	●	●
	Rod Locker	●	●	●
	Stern	●	●	●
Lighting	Bow	●	●	●
	Lighted Livewell	●	●	●
	Courtesy	✓	●	●
Livewells	Navigation	●	●	●
	40 Qt. Aerated Livewell (17"L x 12"W x 2"D)	●	●	●
	60 Qt. Aerated Livewell (24"L x 15"W x 9"D)	●	●	●
Seating	67 Qt. Aerated Livewell (26"L x 10"W x 15"D)	●	●	●
	Stern Seat	●	●	●
	Pedestal Bases	3	4	4
General Features	Removable Pedestal Seats	2	2	2
	Cockpit Floor Vinyl	●	●	●
	19 Gallon Plastic Fuel Tank	●	●	●
	29 Gallon Plastic Fuel Tank	●	●	●
	Full Walk-Thru Windshield	●	●	●
Fiberglass Console	Level Flotation	●	●	●

OPTIONS

	1628	168	1768
Flip Up Cleats	✓	✓	✓
Hydraulic Steering	✓	✓	✓
Carpeted Cockpit Floor	✓	✓	✓
Mooring Cover	✓	✓	✓
Tonneau Cover	✓	✓	✓
Bimini Sun Top	✓	✓	✓
Convertible Top	✓	✓	✓
Side Curtains	✓	✓	✓
Aft Curtains	✓	✓	✓
Walk Thru Curtain	✓	✓	✓
Stereo AM/FM/Bluetooth	✓	✓	✓
Folding Stern Backrest	✓	●	●
Removable Seat w/Hardware	✓	✓	✓
Butt Seat	✓	✓	✓
Tilt Wheel	✓	✓	✓
Steering Wheel Upgrade	✓	✓	✓
Bow Cushion Set	●	✓	✓
Boarding Ladder	✓	✓	✓
Swim Platform w/Ladder	✓	✓	✓
Ski Pylon	✓	✓	✓
Cargo Nets	✓	✓	✓
Battery Charger	✓	✓	✓
Deluxe Bow Panel	✓	✓	✓
Aggressor Pro Package	✓	✓	✓

● Standard ✓ Optional *Indicates Pro Package Options

TROLLER

165 TROLLER



HONDA

FEATURE HIGHLIGHTS

- Fiberglass Console
- Large Casting Deck
- Composite Transom
- 60 Qt. Aerated Livewell
- Excellent Storage

MODEL SPECS	140T	145T	145SC	165T	165SC	167T	167SC
Length	14' 2"	14' 6"	14' 6"	16' 0"	16' 0"	16' 7"	16' 7"
Beam	64"	70"	70"	70"	70"	76"	76"
Bow Depth	30"	30½"	30½"	30½"	30½"	35"	35"
Transom Height	20"	20"	20"	20"	20"	20"	20"
BIA Max. H.P.	25 HP	30 HP	30 HP	40 HP	40 HP	60 HP	60 HP
BIA Capacity/Persons	920 ⁴ /4	897 ⁴ /4	890 ⁴ /4	989 ⁴ /4	979 ⁴ /4	1293 ⁶ /6	1287 ⁶ /6
Approx. Weight	340 ⁴	540 ⁴	575 ⁴	625 ⁴	660 ⁴	715 ⁴	745 ⁴
Alum. Side Thickness	.063	.080	.080	.080	.080	.080	.080
Alum. Bottom Thickness	.063	.080	.080	.080	.080	.080	.080

US Coast Guard / NMMA Specifications

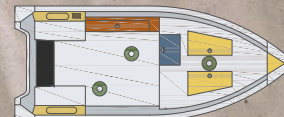


Single console

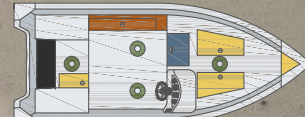
- Fuel
- Storage
- Seat Bases
- Livewell
- Rod Storage
- Battery Storage



140T



145T



145SC


KEY FEATURES



Bow deck area



Rear deck area



Battery compartment area



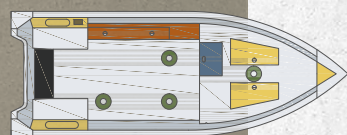
Rod storage



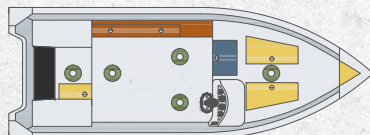
Bow deck storage area



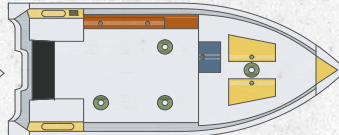
Cleat




165T



165SC



167T



167SC

FEATURES

	140T	145T	145SC	165T	165SC	167T	167SC
Accessories	Transom Handles	●					
	Deck Hardware	●	●	●	●	●	●
	Battery Tray/Box	●	●	●	●	●	●
	Bilge Pump	●					
Electrical	12V Bow Trolling Receptacle	●	●	●	●	●	●
	Switches w/Fuses	●	●	●	●	●	●
Instruments	Volt		✓		✓		✓
	Tachometer			✓		✓	
	Speedometer					✓	✓
Storage	Rod Holders	●	●	●	●	●	●
	Rod Locker		6.5"	6.5"	7.5"	7.5"	8.5"
	Bow	●	●	●	●	●	●
Livewells	60 Qt. Aerated Livewell (32" L x 10" W x 12" D)	●					
	50 Qt. Aerated Livewell (30" L x 13" W x 8" D)		●	●	●	●	●
Seating	Pedestal Bases	2	3	4	4	5	5
	Removable Locking Seats	2	2	2	2	2	2
General Features	Navigational Lighting	●	●	●	●	●	●
	Cockpit Floor Vinyl	●	●	●	●	●	●
	Fiberglass Console	●	●	●	●	●	●
	Level Flotation	●	●	●	●	●	●

OPTIONS

	140T	145T	145SC	165T	165SC	167T	167SC
Stainless Steel Cleats	✓	✓	✓	✓	✓	✓	✓
Flip Up Cleats	✓	✓	✓	✓	✓	✓	✓
Rear Casting Platform		✓	●	✓	●	✓	●
Removable Windshield		✓	✓	✓	✓	✓	✓
Horn	✓	✓	✓	✓	✓	✓	✓
Carpeted Cockpit Floor	✓	✓	✓	✓	✓	✓	✓
Oar Locks	✓						
Mooring Cover	✓	✓	✓	✓	✓	✓	✓
Removable Seat w/Hrd	✓	✓	✓	✓	✓	✓	✓
Bimini Sun Top	✓	✓	✓	✓	✓	✓	✓
Livewell Recirculation Timer		✓	✓	✓	✓	✓	✓
Stereo AM/FM/Bluetooth		✓	✓	✓	✓	✓	✓
Steering Wheel Upgrade			✓		✓		✓
Bilge Pump w/Auto Float Switch	✓	✓	✓	✓	✓	✓	✓

● Standard ✓ Optional *Indicates Pro Package Options



OUTFITTER SIDE CONSOLES

NEW 160SC OUTFITTER




FEATURE HIGHLIGHTS

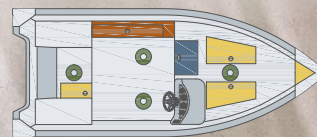
- Fiberglass Console
- Composite Transom
- Premium Fishing Seats
- 60 Qt. Aerated Livewell

MODEL SPECS	145SC-O	165SC-O	160SC-O	167SC-O	170SC-O
Length	14' 6"	16' 0"	16' 7"	16' 7"	17' 5"
Beam	70"	70"	76"	76"	93"
Bow Depth	30½"	30½"	35"	35"	35"
Transom Height	20"	20"	20"	20"	20"
BIA Max. H.P.	30 HP	40 HP	60 HP	60 HP	90 HP
BIA Capacity/Persons	890 ^g /4	979 ^g /4	1280 ^g /6	1287 ^g /6	1400 ^g /6
Approx. Weight	575 ^g	660 ^g	720 ^g	745 ^g	1250 ^g
Alum. Side Thickness	.080	.080	.080	.080	.080
Alum. Bottom Thickness	.080	.080	.080	.080	.100

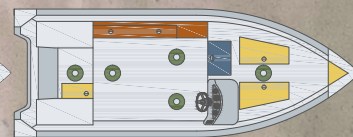
US Coast Guard / NMMA Specifications



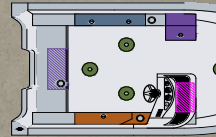
- Fuel
- Storage
- Seat Bases
- Livewell
- Rod Storage
- Battery Storage



145SC-O



165SC-O



160SC-O

KEY FEATURES



Side console



Bow seating area



Rear area



Bow area with storage



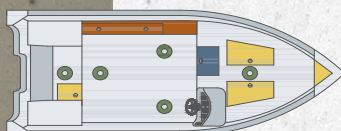
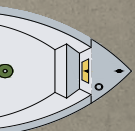
Portside livewell and storage area



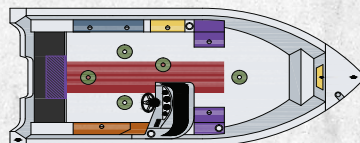
Starboard storage



160SC Outfitter



167SC-O



170SC-O

FEATURES

	1455C-0	1655C-0	1605C-0	1675C-0	1705C-0
Accessories	Deck Hardware	●	●	●	●
	Horn	✓	✓	✓	✓
	Battery Tray/Box	●	●	●	●
	Bilge Pump	●	●	●	●
Electrical	12V Trolling Receptacle	●	●	●	●
	24V Trolling Receptacle			●	●
	Switches w/Fuses	●	●	●	●
Instruments	Volt	●	●	●	●
	Speedometer	●	●	●	●
Storage	Rod Holders	●	●	●	●
	Rod Locker Lengths	6.5'	7.5'	8.5'	7'
	Side	●	●	●	●
	Bow	●	●	●	●
Lighting	Navigation	●	●	●	●
	Courtesy	✓	✓	✓	✓
Livewell	50 Qt. Aerated Livewell (30" L x 13" W x 8" D)	●	●		
	75 Qt. Aerated Livewell (50" L x 9" W x 10" D)			●	●
Seating	Pedestal Bases	4	4	4	5
	Removable Locking Pedestal Seats	2	2	2	2
General Features	Cockpit Floor Vinyl	●	●	●	●
	29 Gallon Plastic Fuel Tank				●
	Fiberglass Console	●	●	●	●
	Rear Casting Platform	●	●	●	●
Level Flotation	●	●	●	●	

OPTIONS

	1455C-0	1655C-0	1605C-0	1675C-0	1705C-0
Stainless Cleat Upgrade	✓	✓	✓	✓	●
Flip Up Cleats	✓	✓	✓	✓	✓
Mooring Cover	✓	✓	✓	✓	✓
Butt Seat	✓	✓	✓	✓	✓
Tilt Wheel	✓	✓	✓	✓	✓
Steering Wheel Upgrade	✓	✓	✓	✓	✓
Tachometer	✓	✓	✓	✓	●
Recirculation/Timer Kit	✓	✓	✓	✓	✓
12V Power Point	✓	✓	✓	✓	●
Bimini Sun Top	✓	✓	✓	✓	✓
Windshield	✓	✓	✓	✓	●
Stereo AM/FM/Bluetooth	✓	✓	✓	✓	✓
Bilge Pump w/Auto Float Switch	✓	✓	✓	✓	●
Battery Chargers	✓	✓	✓	✓	✓

● Standard ✓ Optional *Indicates Pro Package Options



OUTFITTER TILLERS

NEW 160 OUTFITTER



FEATURE HIGHLIGHTS

- Optional Seating Configurations
- Composite Transom
- Premium Fishing Seats
- 60 Qt. Aerated Livewell

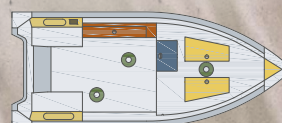
MODEL SPECS	145T-O	165T-O	160T-O	167T-O	170T-O
Length	14' 6"	16' 0"	16' 7"	16' 7"	17' 5"
Beam	70"	70"	76"	76"	93"
Bow Depth	30½"	30½"	35"	35"	35"
Transom Height	20"	20"	20"	20"	20"
BIA Max. H.P.	30 HP	40 HP	60 HP	60 HP	75 HP
BIA Capacity/Persons	897 ^g /4	989 ^g /4	1280 ^g /6	1293 ^g /6	1400 ^g /6
Approx. Weight	540 ^g	625 ^g	700 ^g	715 ^g	1250 ^g
Alum. Side Thickness	.080	.080	.080	.080	.080
Alum. Bottom Thickness	.080	.080	.080	.080	.100

US Coast Guard / NMMA Specifications

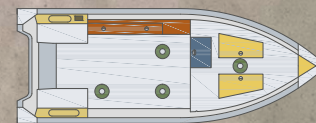


Outfitter 165 rear seating shown with opti

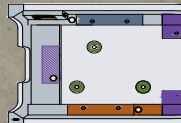
- Fuel
- Storage
- Seat Bases
- Livewell
- Rod Storage
- Battery Storage



145T-O



165T-O



160T-O

KEY FEATURES



Outfitter 160 bow seating



Outfitter 160 bow area



Outfitter 165 control panel



Outfitter 160 rear storage



Outfitter 160 port side livewell and battery box



Outfitter 165 bow seating



Outfitter 165 60 Qt. aerated livewell



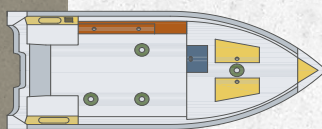
Outfitter 165 rod storage



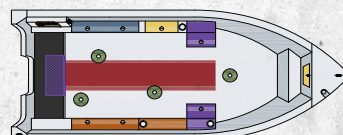
Optional casting platform



165 Outfitter



167T-O



170T-O

FEATURES

	145T-O	165T-O	160T-O	167T-O	170T-O
Accessories	Deck Hardware	●	●	●	●
	Horn	✓	✓	✓	✓
	Battery Tray/Box	●	●	●	●
	Bilge Pump	●	●	●	●
Electrical	12V Trolling Receptacle	●	●	●	●
	24V Trolling Receptacle	●	●	●	●
	Switches w/Fuses	●	●	●	●
Storage	Rod Holders	●	●	●	●
	Rod Locker Lengths	6.5"	7.5"	8.5"	7"
	Side	●	●	●	●
	Bow	●	●	●	●
Lighting	Navigation	●	●	●	●
	Courtesy	✓	✓	✓	✓
Livewell	50 Qt. Aerated Livewell (30"L x 13"W x 8"D)	●	●	●	●
	75 Qt. Aerated Livewell (50"L x 9"W x 10"D)	●	●	●	●
Seating	Full Bench	3	4	4	4
	Pedestal Bases	2	2	2	2
	Removable Locking Pedestal Seats	2	2	2	3
General Features	Cockpit Floor Vinyl	●	●	●	●
	29 Gallon Plastic Fuel Tank	●	●	●	●
	Level Flotation	●	●	●	●

OPTIONS

	145T-O	165T-O	160T-O	167T-O	170T-O
Stainless Cleat Upgrade	✓	✓	✓	✓	●
Flip Up Cleats	✓	✓	✓	✓	✓
Mooring Cover	✓	✓	✓	✓	✓
Butt Seat	✓	✓	✓	✓	✓
Recirculation/Timer Kit	✓	✓	✓	✓	✓
Rear Casting Platform	✓	✓	✓	✓	✓
12V Power Point	✓	✓	✓	✓	●
Bimini Sun Top	✓	✓	✓	✓	✓
Stereo AM/FM Bluetooth	✓	✓	✓	✓	✓

● Standard ✓ Optional *Indicates Pro Package Options



UTILITY / LAKER

3696 DEEP FISHERMAN II



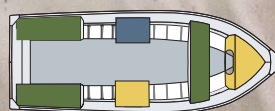
FEATURE HIGHLIGHTS

- Composite Transom
- Wide Beams
- Easy Towing Capacity
- Optional Seating Configurations

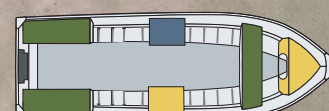
MODEL SPECS	3654	3696	4650	4656	4652	4602	4604	3672	3673
Length	14' 2"	16' 0"	14' 2"	16' 0"	12' 0"	12' 2"	14' 1"	16' 2"	16' 2"
Beam	64"	64"	64"	64"	53"	58"	58"	74"	74"
Bow Depth	30"	30"	30"	30"	23"	27"	27"	33"	33"
Transom Height	15"/20"	15"/20"	15"/20"	15"/20"	15"	15"	15"	20"	20"
BIA Max. H.P.	25 HP	25 HP	25 HP	25 HP	10 HP	15 HP	15 HP	30 HP	30 HP
BIA Capacity/Persons	920 ^g /4	1100 ^g /4	950 ^g /5	1120 ^g /6	500 ^g /2	680 ^g /3	835 ^g /4	1250 ^g /5	1250 ^g /5
Approx. Weight	290 ^g	343 ^g	195 ^g	243 ^g	110 ^g	145 ^g	175 ^g	360 ^g	400 ^g
Alum. Side Thickness	.063	.063	.063	.063	.051	.051	.051	.063	.063
Alum. Bottom Thickness	.063	.063	.051	.063	.051	.051	.051	.080	.080

US Coast Guard / NMMA Specifications

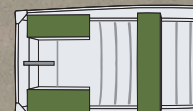
- Fuel
- Storage
- Seat Bases
- Wet Box
- Rod Storage
- Battery Storage



3654 Deep Fisherman II



3696 Deep Fisherman II



4650 Deep Fisherman II

KEY FEATURES



Bow area



3654/3696 Wet box/storage



Stern seating



3696 Deep Fisherman II

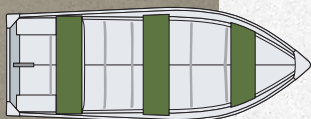
FEATURES	3654	3696	4650	4656	4652	4602	4604	3672	3673
Storage	Split Rear Seating	●	●	●	●	●	●	●	●
	Full Bench	●	●	●	●	●	●	●	●
Livewells	43 Qt. Wet Box (21"L x 15"W x 10"D)	●	●						
	70 Qt. Wet Box (40"L x 10"W x 12"D)								●
Paint	Interior	●	●	●	●	●	●	●	●
	Exterior	●	●	●	●	●	●	●	●
General Features	Oar Locks	✓	✓	●	●	●	●	✓	✓
	Stern Grab Handles	●	●	●	●	●	●	●	●
	Bow Storage	●	●					●	●
	Cockpit Floor Vinyl	●	●					✓	●
	Deluxe Graphics	✓	✓	✓	✓	✓	✓	●	●
	Level Flotation	●	●	●	●	●	●	●	●

OPTIONS	3654	3696	4650	4656	4652	4602	4604	3672	3673
Navigation Light Kit	✓	✓	✓	✓	✓	✓	✓	✓	✓
Steering Console								✓	✓
Mooring Cover	✓	✓	✓	✓				✓	✓
Livewell Aeration	✓	✓							✓
Extra Seat w/Base	✓	✓						✓	✓
Bilge Pump	✓	✓	✓	✓	✓	✓	✓	✓	✓
Additional Pods								✓	✓

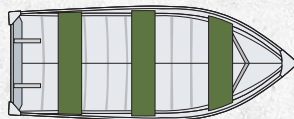
● Standard ✓ Optional *Indicates Pro Package Options



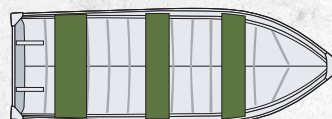
3673 Laker



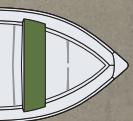
4652 Sportsman



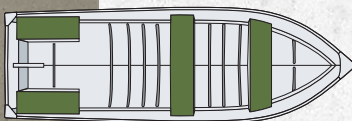
4602 Resorter



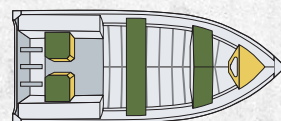
4604 Resorter



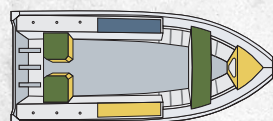
4656 Deep Fisherman II



3672 Laker



3673 Laker



BOAT COVERS



WE'VE GOT YOU COVERED... options to protect your boat in all types of weather!

MirroCraft offers an extensive line of durable boat covers for you to choose from. These covers provide excellent protection from all types of weather and are built to custom fit your specific boat. All covers are made from a strong canvas which is sure to last throughout many years of use.

- A Full Canvas Top with Aft Curtain
- B Bimini Sun Top

- C Convertible Top
- D Trailerable Mooring Cover (above)



Trailerable mooring cover details.



BOAT COLORS

MirroCraft is dedicated to constant improvements. Note the specifications, options, color selections, and model availabilities of our boats are subject to change without notification.





ON WATER PERFORMANCE PERFECTLY PAIRED



MirroCraft



5 YEAR LIMITED WARRANTY applies to qualifying purchases of Suzuki outboard motors sold and delivered to the retail purchaser, for pleasure (non-commercial) use only, from April 1, 2023 through March 31, 2024. See Suzuki Limited Warranty for additional details. Suzuki, the "S" logo, and Suzuki model and product names are Suzuki Trademarks or ®. © 2023 Suzuki Marine USA, LLC. All rights reserved.

YOUR LOCAL MIRRO-CRAFT DEALER IS:

2024 ALUMINUM BOATS



MirroCraft

BUILDING THE FINEST BOATS SINCE 1956

P.O. Box 380 / Gillett, Wisconsin 54124

Email: info@mirrocraft.com

www.mirrocraft.com



LIFETIME WARRANTY

All MirroCraft boats are covered by a Limited Lifetime Warranty. Limited Lifetime coverage extends to the hull, and plywood floor. Additional warranty coverage is also included. For a complete copy of our warranty, please refer to the MirroCraft owners manual or see your MirroCraft dealer.

Member



National Marine Manufacturers Association

US Coast Guard / NMMA Specifications.
For Transport Canada specification view
our website, www.mirrocraft.com.